

A










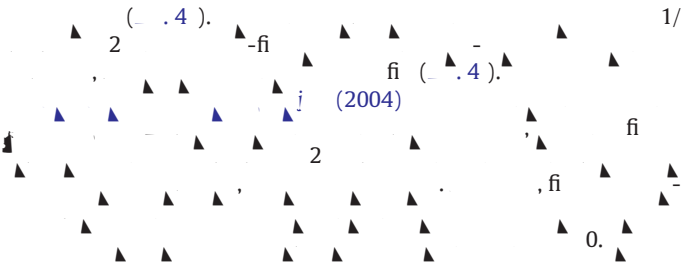

fl - ;  
 ( , 1994; , 1999),  
 ( , 2002).  
 fl  
 fl (>250°)  
 ( B),  
 fl  
 ( , 1994; B , 1999).  
 (<250°)  
 . (2002)  
 B  
 fl ( . .  
 fl  
 fl )  
 fl  
 fl ( , 2004).  
 A  
 ( " ")  
 A  
 A  
 ( A , 2005)

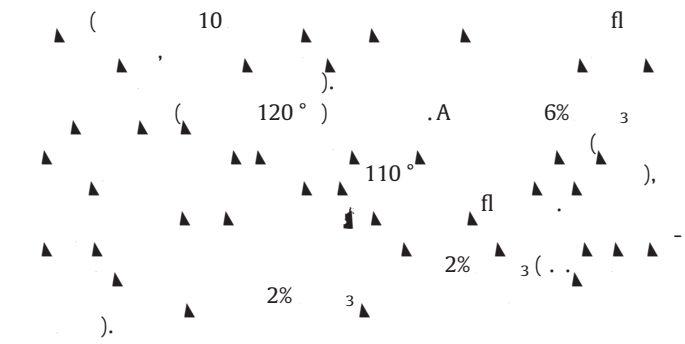

fi  
 ( .3).  
 ( .3i)  
 B  
 1  
 0( 3144 ) 294 -31423 56 4 1A8( 6( 312 ) 6  
 34 33 i60 ( 8438 376 5

3. Sedimentary context and mineral paragenesis  
 3.1. Underlying unit, member 1, member 3 and member 4 chert samples

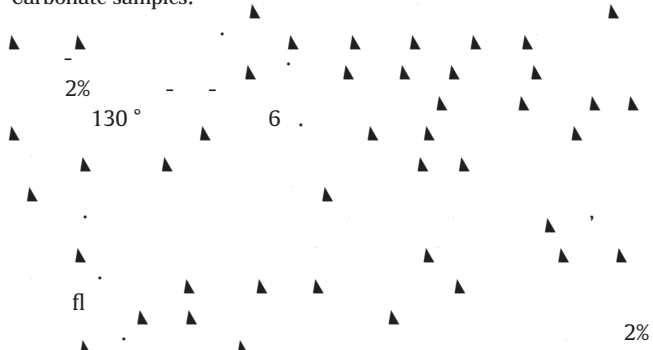
5 ),



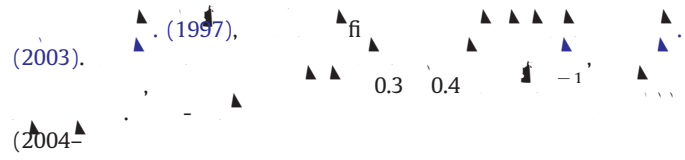




Carbonate samples:



Chert samples: A





▲▲▲▲ fi ▲▲▲▲

### 5.1. Underlying cherts

B  
▲▲▲▲ : 1) ▲▲▲▲ (▲▲▲▲) ▲▲▲▲ ; 2) ▲▲▲▲  
▲▲▲▲ fi ▲▲▲▲ ; 3) ▲▲▲▲ (▲▲▲▲) ▲▲▲▲  
AA12 ▲▲▲▲ AA14 ▲▲▲▲ (▲▲▲▲) ▲▲▲▲ fi  
▲▲▲▲ (▲▲▲▲ . 6) .

### 5.2. Member 1

▲▲▲▲ 1  
(▲▲▲▲ . 6) , ▲▲▲▲ ▲▲▲▲ ▲▲▲▲  
▲▲▲▲ ▲▲▲▲ ▲▲▲▲ ▲▲▲▲ ▲▲▲▲ ▲▲▲▲ ▲▲▲▲ ▲▲▲▲  
▲▲▲▲ , AA13 . ▲▲▲▲ ▲▲▲▲ ▲▲▲▲ ▲▲▲▲ ▲▲▲▲  
1 (▲▲▲▲ . 6) ▲▲▲▲ ▲▲▲▲ ▲▲▲▲ ▲▲▲▲ ▲▲▲▲  
▲▲▲▲ ▲▲▲▲ ▲▲▲▲ / ▲▲▲▲ ▲▲▲▲ ▲▲▲▲ ▲▲▲▲ ▲▲▲▲ +  
(▲▲▲▲) ▲▲▲▲ ▲▲▲▲ ▲▲▲▲ ▲▲▲▲

### 5.3. Member 2

A ▲▲▲▲ ▲▲▲▲ ▲▲▲▲ ▲▲▲▲ ▲▲▲▲ 2 ▲▲▲▲



Fig. 6. - ▲ ▲ ▲ ... +








Fig. 8.

2. A



Appendix A. Supplementary data

[10.1016/j.jmb.2009.11.013](https://doi.org/10.1016/j.jmb.2009.11.013)

References

- A. B., B., A., 2008. 2.9
- A. A., 72, 378-394. 1993.
- A. A., 57, 187-204. 2006
- A. A., 441, 714-718. 2006
- A. A., 3.5, 41 (2), 190-197. 2007
- A. A., B., 2007. 3.43
- A. A., 2007/11. B., 2007. 3.43
- A. A., 158 (3-4), 198-227. A.

▲            ▲ ▲   ▲            ▲ ▲ ▲ ▲   ▲   ▲ ▲ ▲ ▲   ▲ ▲ ▲