

**Aerial Survey of Wetland Birds in
Eastern Australia - October 2007 Annual Summary Report**

**R.T. Kingsford & J.L. Porter
School of Biological, Earth and Environmental Sciences**

Result summary continued

6. Total breeding index (all species combined) was below average, and concentrated (92%) in one location – Rhyll Swamp in Band 1 (Figs 4-6). Most birds (>99%) breeding here were White ibis. Breeding species richness was the lowest on record, with only two non-game species, White Ibis and Black Swan recorded (92% & 8%). Breeding within all survey bands was also low (Figs 7 & 8).
7. Low numbers of waterbirds and breeding on key wetland systems including Cooper Creek, Paroo overflow, Men1M-8p, Td80oM-8p, Td0.0037 Twee Lahn-ga Tder

(6.)- i 18.6pa.5 Td2170(Tdg o170(I[Ses, ars and BI)6(T1 1 Tf-oM-8p4.86.0037 Tweaov

Figure 1. Wetland map 2007

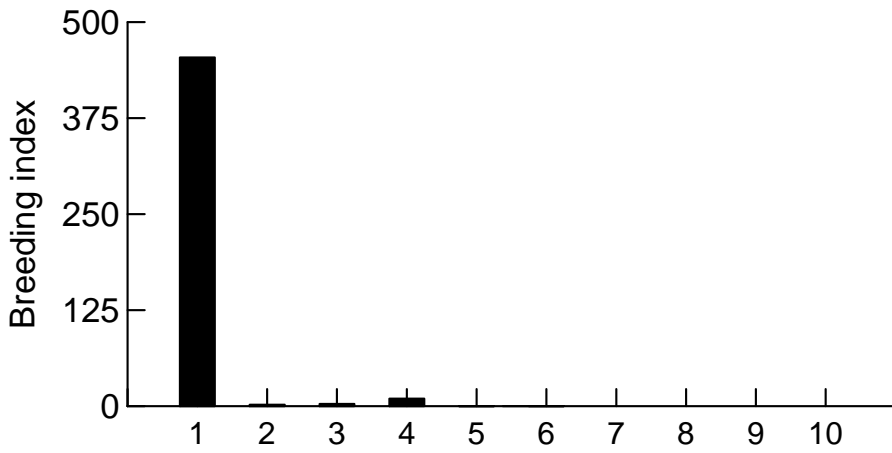
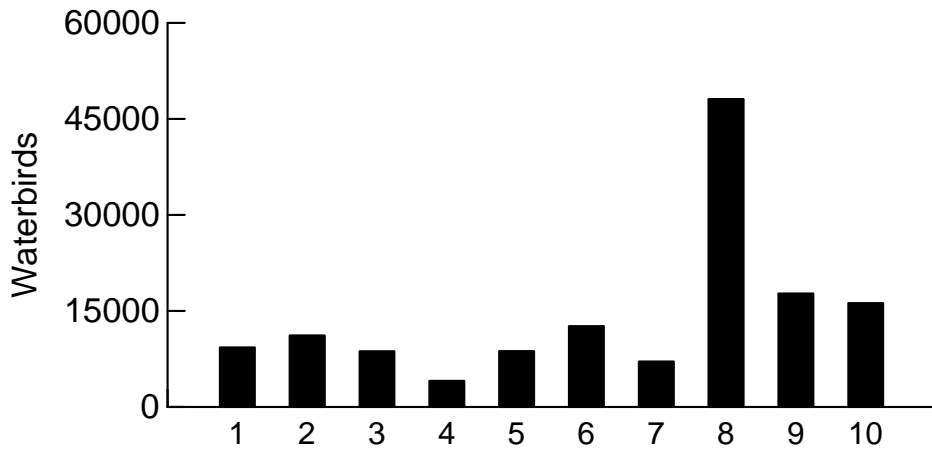
- Full
- Partially full and drying
- Dry

- 10 (20°30'S)
- 9 (22°30'S)
- 8 (24°30'S)
- 7 (26°30'S)
- 6 (28°30'S)
- 5 (30°30'S)
- 4 (32°30'S)
- 3 (34°30'S)
- 2 (36°30'S)
- 1 (38°30'S)

Key to wetlands from W-E, by band

- 10 Lake Moondarra, Cloncurry River, Flinders River, Campaspe R, Burdekin R
- 9 Georgina R, Eyre Ck, Hamilton R, Diamantina R, Lake Galilee, Styx R
- 8 Mumbleberry-Torquinnie Lakes, Eyre Ck, Diamantina R, Thomson R, Barcoo R, various small coastal wetlands
- 7 Goyder Lagoon, Lake Yamma Yamma, Cooper Ck, Bulloo R, Paroo R, Warrego R
- 6 Lake Eyre, Lake Hope, Bulloo R, Paroo R, Warrego R, Balonne R,
- 5 Lake Frome, Paroo O'flow, Darling R, Macquarie Marshes
- 4 Menindee Lakes, Talyawalka Lakes, Myall Lakes
- 3 Murray River Lakes, Lowbidgee Swamp
- 2 Coorong, Cooper + Mokoan Lakes, Cooma-Monaro
- 1 Curdies Inlet, Jack Smith Lake

Figure 4. Band totals 2007



Scales vary on graph axes

Figure 5. Breeding index (all species)


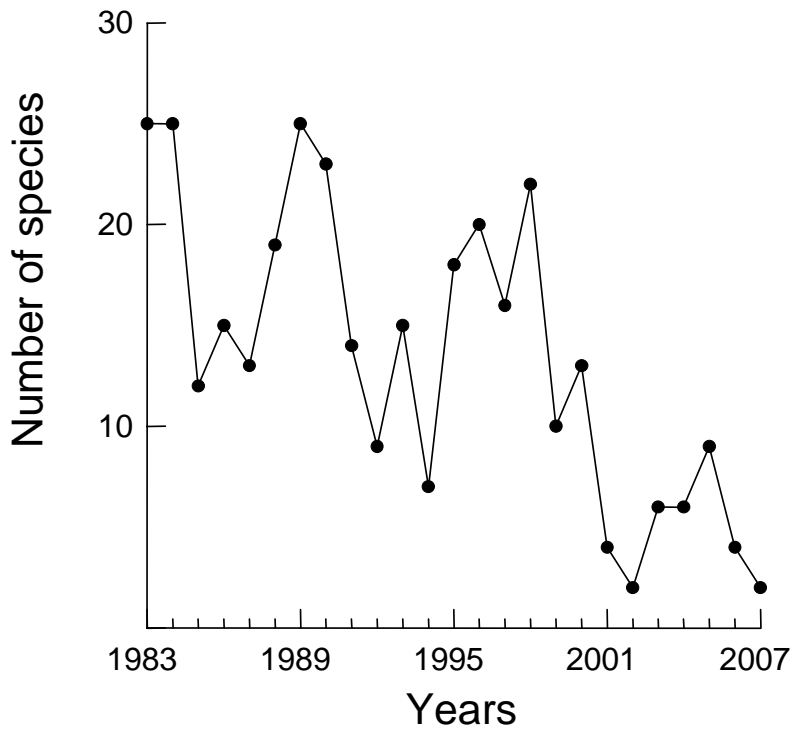


Figure 6. Number of species breeding



Scales vary on graph axes

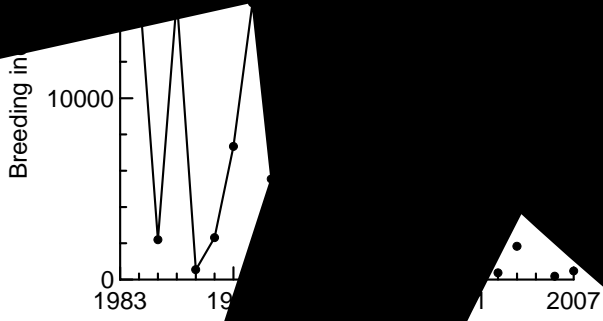


Figure 8. Breeding index 6-10

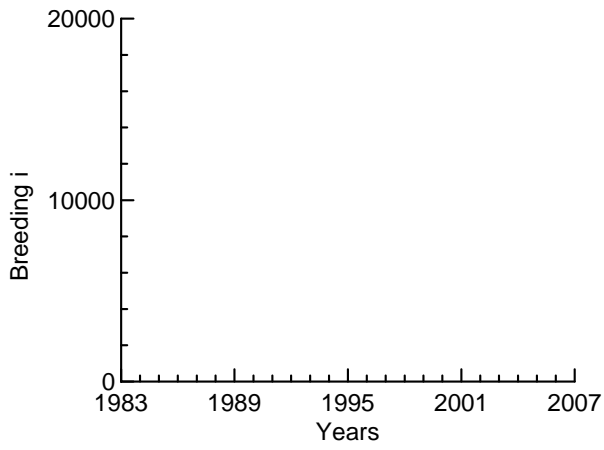


Figure 9. Pacific black duck 1-5

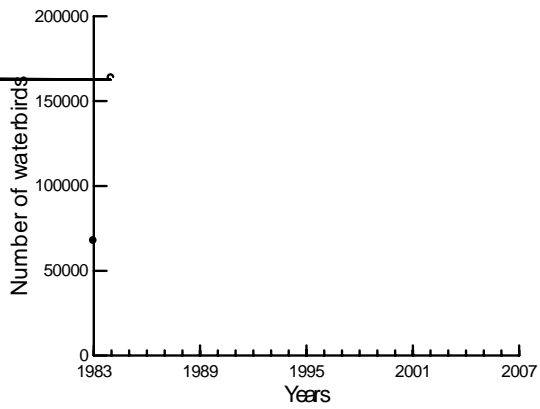


Figure 10. Pacific black duck 6-10

Figure 15. Chestnut teal 1-5

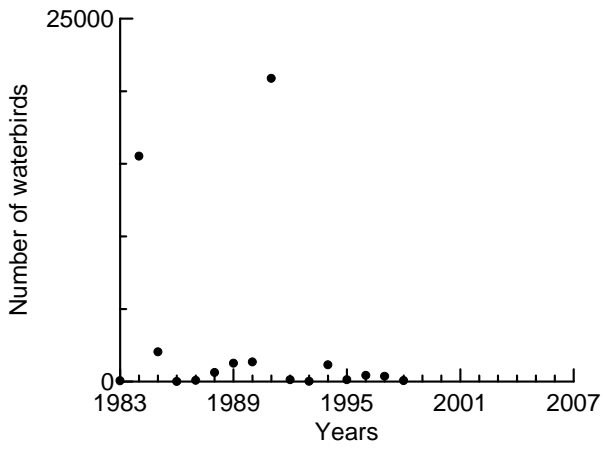


Figure 16. Grey teal 1-5



Figure 17. Grey teal 6-10

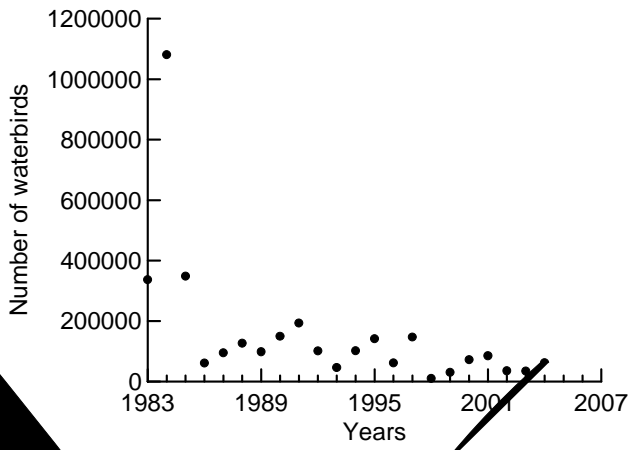


Figure 18. Hardhead 1-5

All Bands

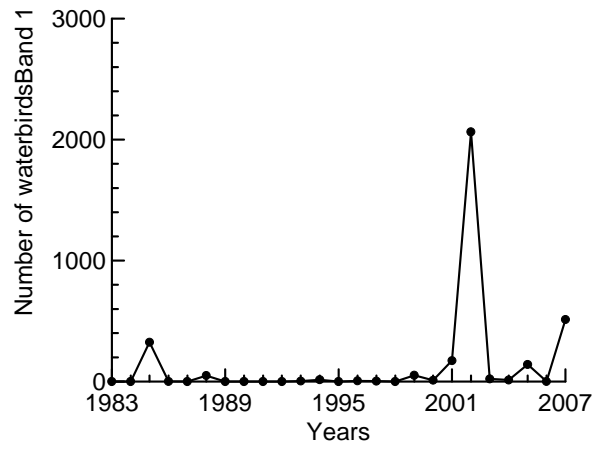
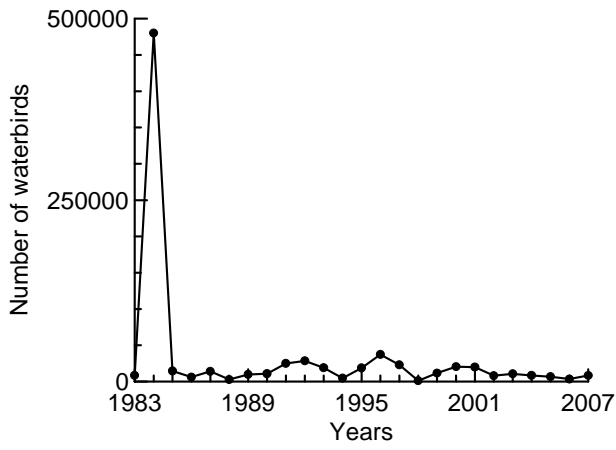


Figure 19. Hardhead

All Bands

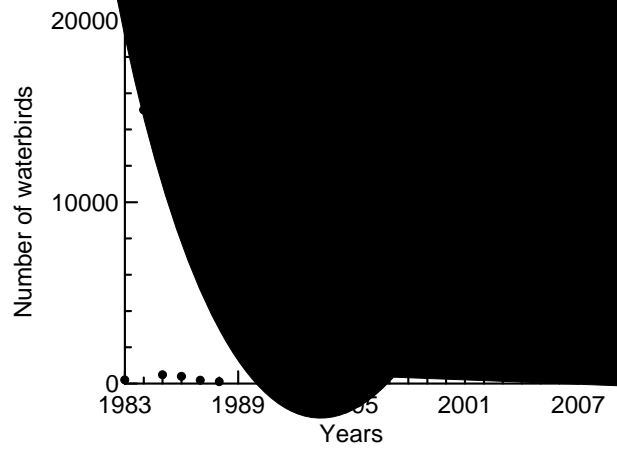
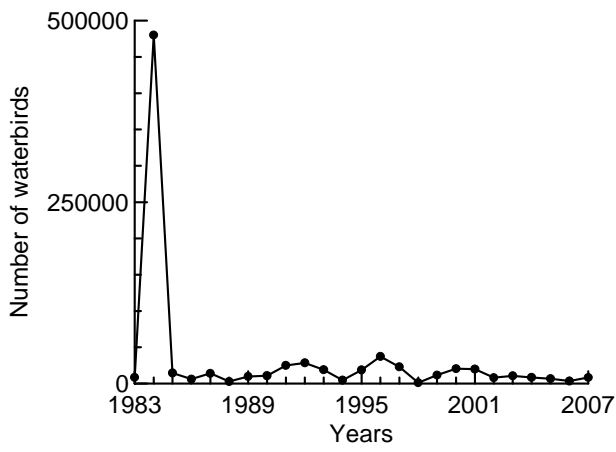


Figure 20. Freckled duck 1-5

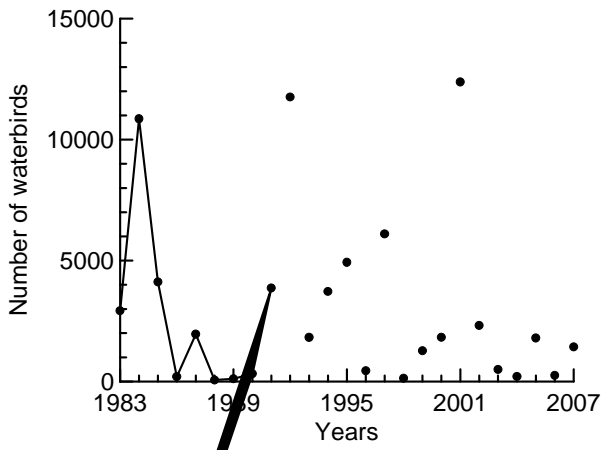


Figure 21. Freckled duck 6-10

All Bands

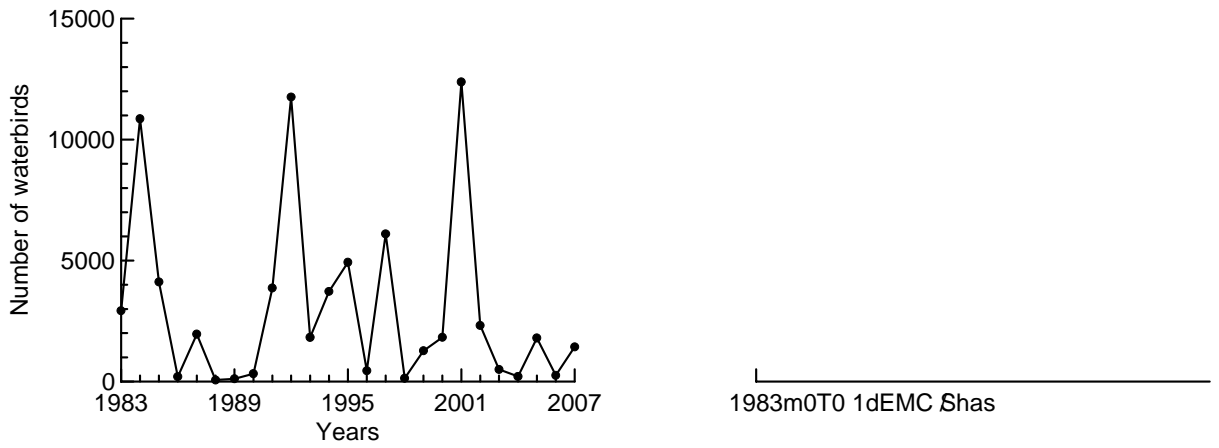


Figure 22. Australian shelduck 1-5

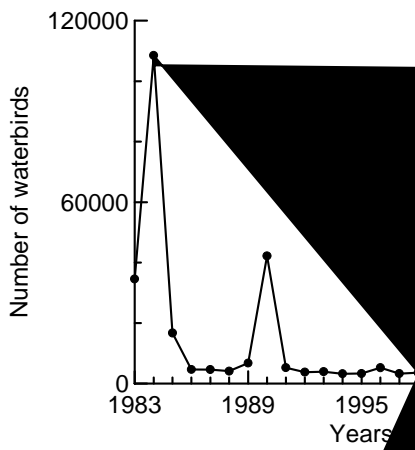


Figure 23. Australian shelduck 6-10

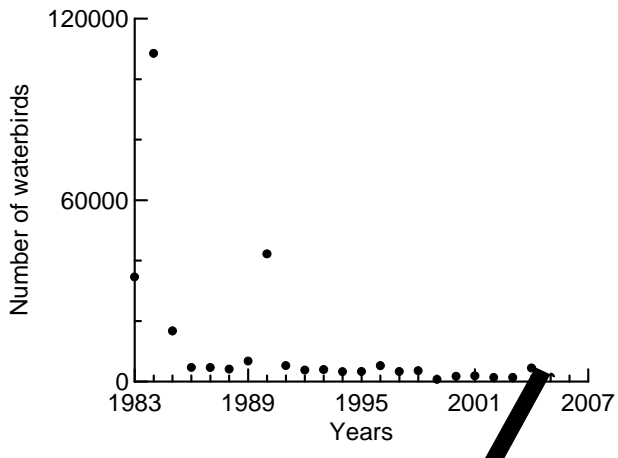


Figure 24. Pink-eared duck 1-5

1983


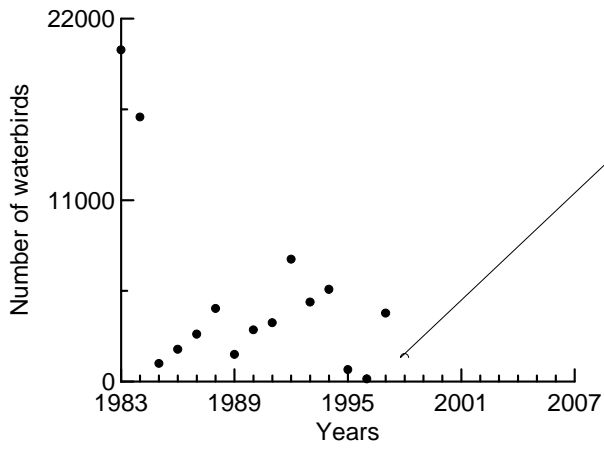


Figure 25. Pink-eared duck 6-10

Figure 27. Plumed whistling-duck 6-10



Scales vary on graphs

Figure 29. Australian wood duck 6-10

All Bands

